





COVID-19 METRICS DASHBOARD

METRIC	TARGET	11-4-2021	DATA SOURCES
COUNTY POSITIVITY RATE 7 day average	 < 5% LOW RISK Consider 5-10%	RISK LEVELS 17.4% Highest ↑ increasing from last week	Kent County Health Dept.
COUNTY INCIDENCE PER 100,000 over 7 days	 AIM < 9 cases/100K Consider > 10 cases/100K	CASES/100,000: 324.21 Highest ↑ increasing from last week	Kent County Health Dept. Center for Disease Control
COUNTY VACCINE RATE 7 day average	 AIM > 70%	67.2% fully vaccinated* ↑ increasing from last week	Kent County Health Dept.
GRPS ZIP CODES VACCINE RATE 7 day average	 GRPS ZIP CODES AIM > 70%	AGES 12-17: 42% AGES 16+: 70% fully vaccinated*	Kent County Health Dept.

The GRPS COVID-19 Data Dashboard will be populated with data and updated weekly on the district website. The Data Dashboard will be used to guide our District's decision making in consultation with the Kent County Health Department.

*Fully Vaccinated = at least 2 weeks have passed since the second dose of a 2-dose vaccine (Pfizer/Moderna), or a single-dose vaccine (Johnson & Johnson)