

Kukamilisha Usajili wa Mtandaoni wa Familia Zinazojisajili kwa Mara ya Kwanza

Hatua hizi zitasaidia wanaosajili kwa mara ya kwanza katika kufungua akaunti ya ParentVUE na kumaliza mchakato wa kusajili mwanafunzi (wanafunzi) wao.

Utahitaji kupata idhini ya kufikia akaunti sahihi ya barua pepe ili kukamilisha mchakato wa usajili. Ikiwa huna barua pepe, tafadhali ifungue kabla uanzishe mchakato. Unaweza kutumia huduma yoyote ya barua pepe (Gmail, Yahoo, Outlook, n.k.).

Unapokuwa tayari na maelezo yako ya akaunti, fuata hatua zilizo hapa chini:

1. Fungua kipindi katika Google Chrome.
2. Katika sehemu ya anwani, andika: grps.org/parentvue

Utaelekezwa katika skrini ifuatayo:



WE'RE BACK!
100% IN-PERSON.

NEW TO GRPS? → **ENROLL TODAY**

Grand Rapids Public Schools is back 100% in-person for the 2021-2022 school year! With over 40 schools in one dynamic district, we take pride in preparing our students for the real world. Come be a part of the energy, excitement and momentum at Grand Rapids Public Schools.

New to GRPS? Enroll online today by [creating an account on ParentVUE!](#)

If you need technical assistance navigating through the online enrollment or still have additional questions, please contact our hotline at 816-301-1111.

Enrollment Instructions
[For step-by-step instructions, click here.](#)
[Kanda hano maze ukurikize amabwiriza mu ikinyarwanda.](#)
[Haga clic aquí y siga las instrucciones en español.](#)
[Bofya hapa na fuata maagizo kwa Kiswahili.](#)

3. Chagua kiungo cha **Kufungua akaunti katika ParentVUE** ili uanze kujisajili. Utaelekezwa kwenye skrini hii:

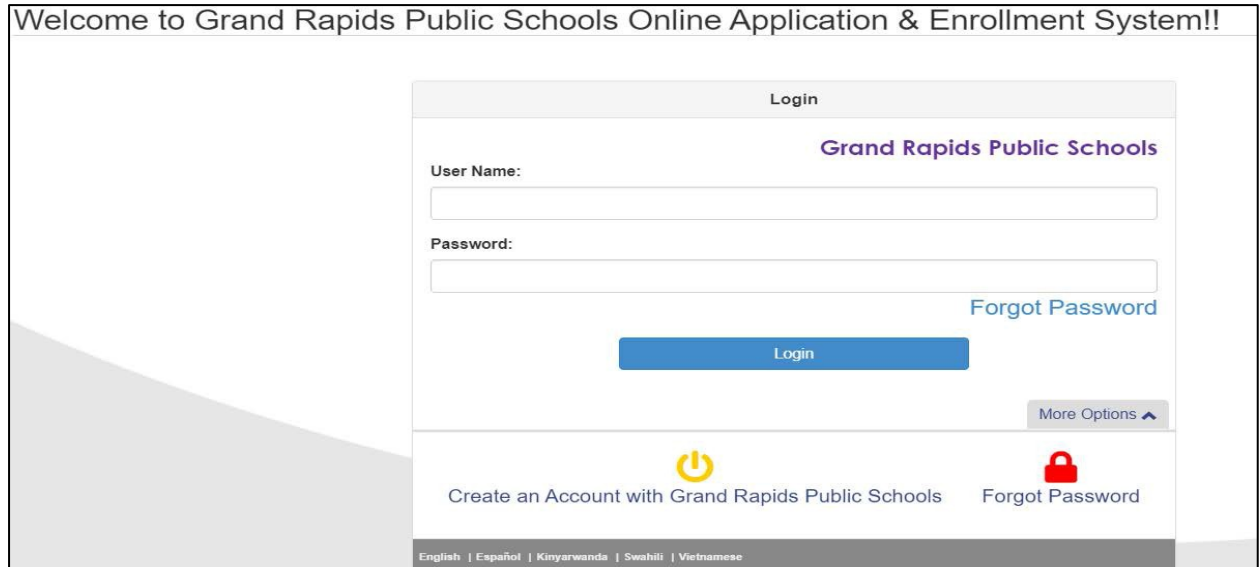
Parent Account Activation

Please answer the following question(s) before proceeding.

Has the child you are enrolling ever attended Grand Rapids Public Schools Yes No prior to today?

Have you had any other children attend Grand Rapids Public Schools any time prior to today? Yes No

4. Jibu maswali kisha ubofya Endelea.
5. Kamilisha Hatua Tatu katika sehemu ya Kuwezesha Akaunti ya Mzazi (utahitaji kuweka barua pepe katika Hatua ya 2).
6. Unapomaliza kufungua akaunti yako ya ParentVUE. Utarejeshwa kwenye Skrini ya Kuingia kwenye Akaunti kuanza Kujisajili Mtandaoni.



7. Weka jina la mtumiaji na nenosiri lako ili uingie katika akaunti.
8. Jibu maswali yote katika kila sehemu kwa kila mwanafunzi unayemsajili. Alama za Kuteua zenye rangi ya Kijani zinaashiria sehemu zilizojazwa. Sehemu zenye Alama za Mshangao hazijajazwa. Baada ya kujaza sehemu zote, Kagua na ubofye Tuma ili ukamilishe mchakato wa usajili.





9. Ili kuangalia hali ya usajili kukamilika, rudi katika Skrini ya Mwanzo ya ParentVue na ubofye kichupo cha Hali. Ikiwa una maswali yoyote wasiliana na Huduma za Data ya Wanafunzi kupitia (616) 819-5678.

Status My Account ParentVUE Logout

Grand Rapids Public Schools
Good morning, _____, 7/8/2020

2020-2021

 Review Submitted: 5/18/2020 4:12 PM

Status	Last Name	First Name	Grade	School Name	Comments
				 CA Frost Environmental Science Academy Middle High School: Verified	